


Google Classroom Instructions

To join Google Classroom:


1. You will receive an email from your International Student Advisor, Tharsy Selvanantham, inviting you to join the Google Classroom called **Be Ontario Tech Ready W2021**.
2. Select **join**:



Hello,

Tharsy Selvanantham (tharsy.selvanantham1@ontariotechu.net) invited you to the class [Be Ontario Tech Ready](#).





Tharsy Selvanantham
Be Ontario Tech Ready

[JOIN](#)

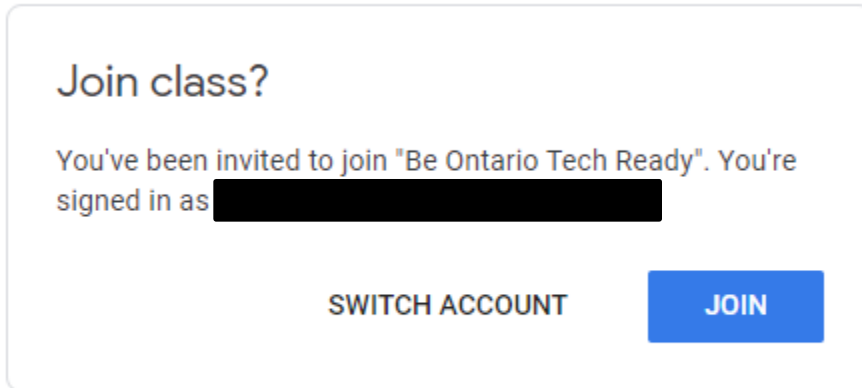
If you accept, your contact information will be shared with the class members and applications they authorize to use Classroom. [Learn more](#)

Forward to only those you trust. Anyone with this email may be able to accept the invitation.

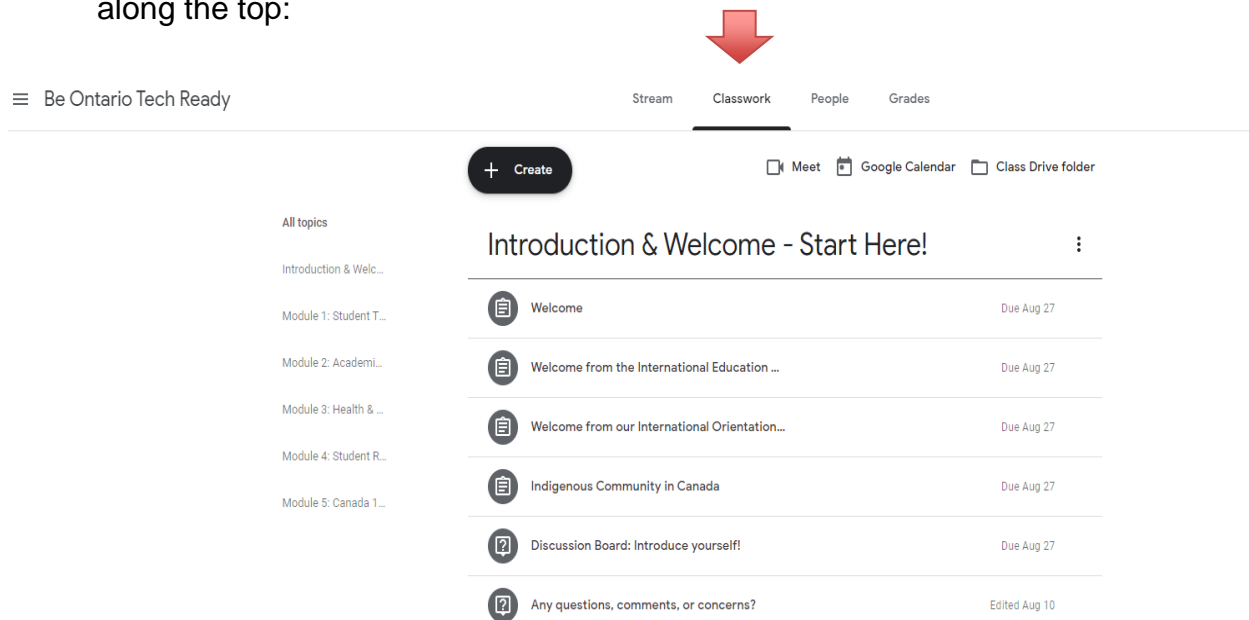


Google Inc.
1600 Amphitheatre Pkwy
Mountain View, CA 94043 USA

3. A pop-up will appear. Select **join** again:



4. Once you have joined the Google Classroom, select **classwork**—the second tab along the top:



Completing your modules:

Watch the required videos, participate in the discussion board and take the quizzes. These quizzes are not graded but rather for assessing your learning. You can try again until you get the right answers!

1. Select the title of the module.
2. Select **view assignment**.

3. Once complete, select **mark as done**. This will notify the instructors that you have completed this module.

Welcome from the International Education Office

Tharsy Selvanantham • 3:06 PM (Edited 4:02 PM)

Due Aug 27

Welcome from the International Education Office! Here we share who we are and what we do!



Welcome to Ontario Tech_In...
Video

Class comments



Add class comment...



Your work Assigned

+ Add or create

Mark as done

Private comments



Add private comment...

